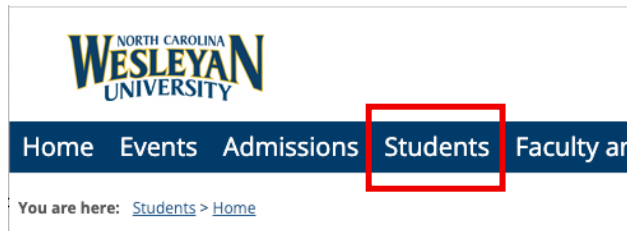
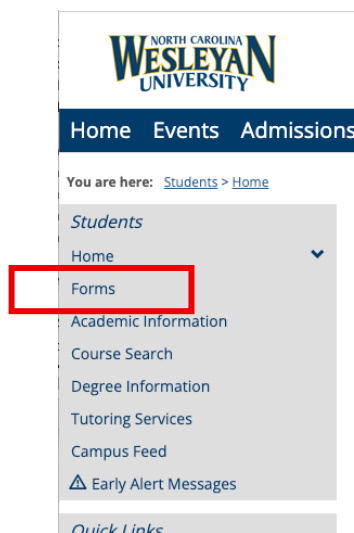


## Setting up Direct Deposit

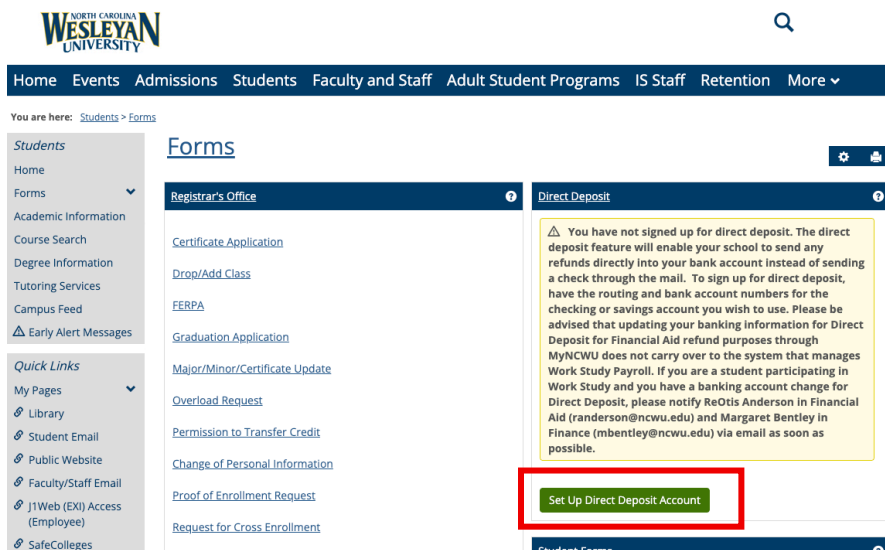
1. Log into your [My.Ncwu.edu](https://my.ncwu.edu) portal
2. Go to the **Students** tab



3. Go to **Forms**



4. Click **“Set Up Direct Deposit Account”**



5. Complete the **“Set Up Direct Deposit Account”** and continue to follow the prompts

Direct Deposit

Set Up Direct Deposit Account

Your Bank Account Information

⚠

This must be your account and not someone else's (e.g. your parent's).  
Entering account information that is not yours will result in your refund not being processed.

Required \*

Account Type \*

Checking ▾

☒ Bank Account Located in United States

Routing Number \*

Account Number \*

Confirm Account Number By Entering Again \*

Other Information

Direct Deposit Account Name \*

Begin Date \*

Enter a name for this account as you want it to appear in our system.

Select a date to start receiving refunds into this bank account.

Continue