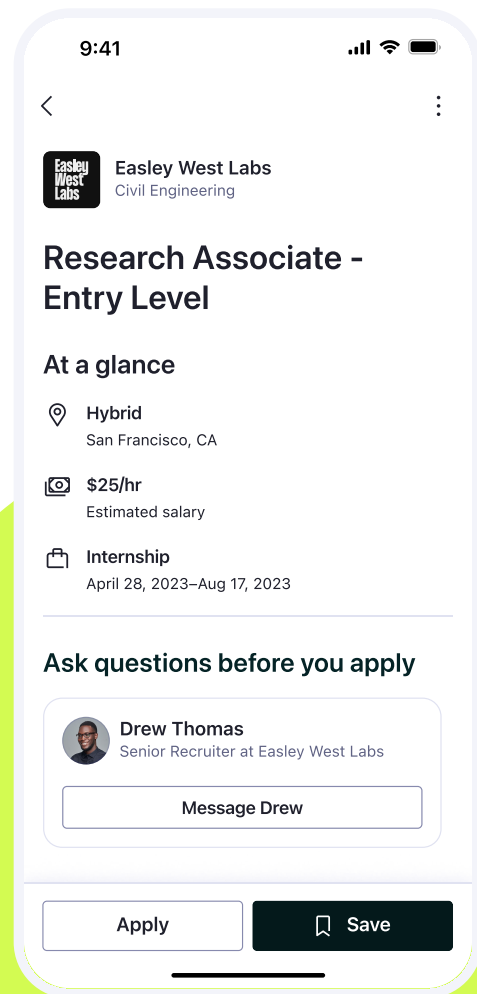
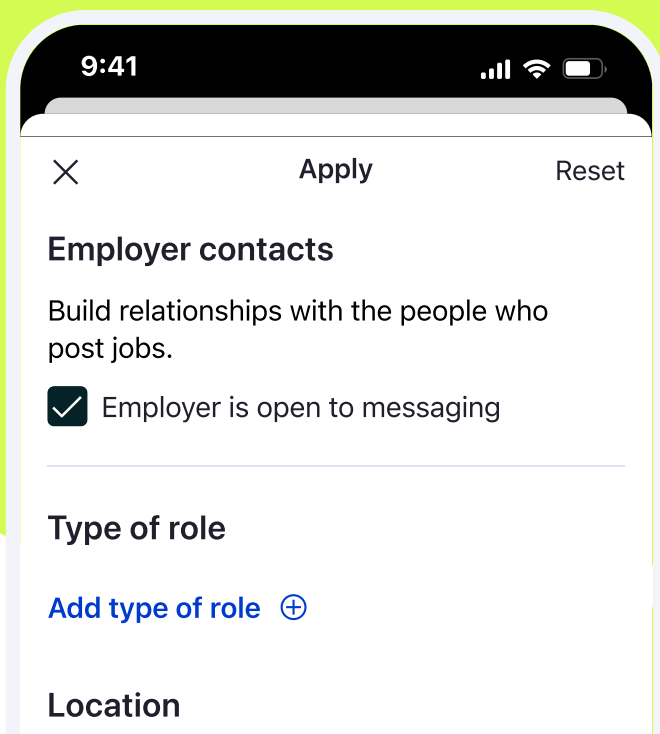


Build relationships with employers on Handshake

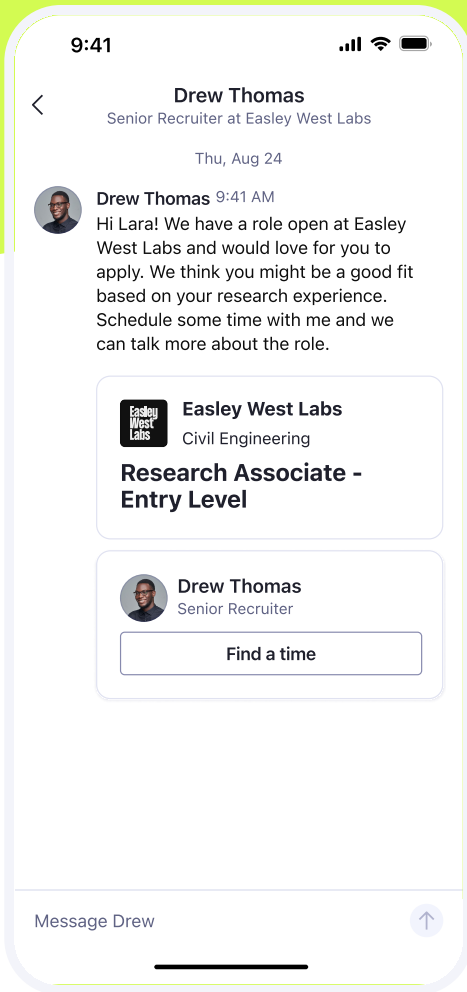
1

Message an employer

Messaging an employer first communicates that you're a self-starter and can give you an inside scoop on the job you want. Start with a friendly opening and a little bit about yourself, then ask a few questions about the role and company.



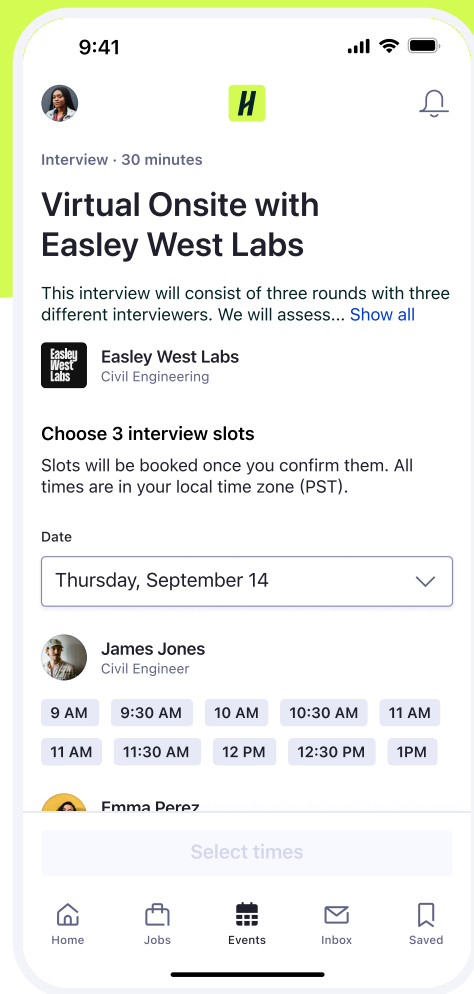
Find employers open to fielding questions using this handy search filter on the Jobs page. Click into any job in the filtered results to start messaging with an employer!



2

Sign up for a virtual info chat

Virtual info chats are informal 15-minute one-on-one conversations with employers—a great way to learn more about a job and help your application stand out. Look for opportunities to schedule a time slot on certain job postings. You may also get a message from an employee or recruiter encouraging you to book a virtual info chat directly with them.



3

Attend an employer event

Employers host a wide variety of events both on-campus and virtually on Handshake. Common events include information sessions to provide an inside look at their companies, panel discussions with current employees, career fairs, and resume workshops. Browse upcoming sessions on the “Events” tab or check out our recommendations for you on the Handshake homepage.

